

JATO Dynamics New Car Registrations Europe-28*

Group	Make	Model	Feb-24	vs Feb-23	YTD-24	vs YTD-23
BMW Group	BMW	I4	3,734	120%	7,245	100%
BMW Group	BMW	I5	978	new	2,056	new
BMW Group	BMW	I7	200	27%	380	13%
BMW Group	BMW	IX	1,358	66%	3,138	51%
BMW Group	BMW	IX1	3,538	121%	5,822	143%
BMW Group	BMW	IX2	391	new	461	new
BMW Group	BMW	IX3	990	-33%	2,195	-33%
BMW Group	BMW	SERIES 1	6,425	15%	14,950	32%
BMW Group	BMW	SERIES 2	2,144	10%	5,702	32%
BMW Group	BMW	SERIES 2 ACTIVE TOURER	2,500	5%	5,768	34%
BMW Group	BMW	SERIES 2 GRAN TOURER	5	-98%	48	-90%
BMW Group	BMW	SERIES 3	6,771	19%	14,753	25%
BMW Group	BMW	SERIES 4	2,276	-15%	4,216	-21%
BMW Group	BMW	SERIES 5	2,992	-25%	5,629	-26%
BMW Group	BMW	SERIES 7	514	45%	869	50%
BMW Group	BMW	SERIES 8	221	-32%	449	-27%
BMW Group	BMW	X1	8,413	52%	15,958	55%
BMW Group	BMW	X2	829	-38%	1,303	-49%
BMW Group	BMW	X3	4,476	20%	10,404	20%
BMW Group	BMW	X4	1,047	16%	2,324	16%
BMW Group	BMW	X5	2,615	2%	6,994	39%
BMW Group	BMW	X6	709	26%	1,559	31%
BMW Group	BMW	X7	687	77%	1,568	68%
BMW Group	BMW	XM	250	355%	613	552%
BMW Group	BMW	Z4	398	-7%	582	-15%
BMW Group	MINI	CLUBMAN	731	10%	1,460	5%
BMW Group	MINI	COUNTRYMAN	2,219	-33%	4,318	-37%
BMW Group	MINI	MINI	7,811	5%	16,440	22%
BMW Group	ROLLS-ROYCE	CULLINAN	26	0%	54	-17%
BMW Group	ROLLS-ROYCE	GHOST	13	-13%	26	-10%
BMW Group	ROLLS-ROYCE	SPECTRE	18	+	56	+
Chinese	AIWAYS	U5	60	-48%	111	-44%
Chinese	BEIJING	X35	41	+	67	+
Chinese	BEIJING	X55	40	+	51	+
Chinese	BEIJING	X7	2	new	4	new
Chinese	BYD	ATTO 3	870	222%	2,132	396%
Chinese	BYD	DOLPHIN	527	new	987	new
Chinese	BYD	HAN	104	126%	185	172%
Chinese	BYD	SEAL	615	new	1,082	new
Chinese	BYD	SEAL U	1	new	10	new
Chinese	BYD	TANG	80	+	167	+
Chinese	CHERY	OMODA 5	1	new	2	new
Chinese	CIRELLI	2	2	new	2	new
Chinese	CIRELLI	4	3	new	5	new
Chinese	CIRELLI	5	11	new	13	new
Chinese	CIRELLI	7	3	new	3	new
Chinese	DFSK	FENGGUANG580/580	46	229%	79	216%
Chinese	DFSK	IX5	13	30%	28	-3%
Chinese	DFSK	SERES 3	39	-25%	85	-29%
Chinese	DFSK	T5 EVO	1	new	2	new
Chinese	DR AUTOMOBILES	DR 1.0	16	new	58	new
Chinese	DR AUTOMOBILES	DR 5.0	233	-88%	1,103	-53%
Chinese	DR AUTOMOBILES	DR 7.0	141	new	244	new
Chinese	DR AUTOMOBILES	DR3	94	+	537	+
Chinese	DR AUTOMOBILES	DR4/EVO 4	294	-53%	1,024	-26%
Chinese	DR AUTOMOBILES	DR5/EVO 5	296	new	561	new

Group	Make	Model	Feb-24	vs Feb-23	YTD-24	vs YTD-23
Chinese	DR AUTOMOBILES	DR6/EVO 6	547	67%	952	43%
Chinese	DR AUTOMOBILES	EVO 3	199	-54%	265	-66%
Chinese	DR AUTOMOBILES	F35	3	-91%	3	-97%
Chinese	ELARIS	BE0	1	new	3	new
Chinese	ELARIS	PIO	2	new	7	new
Chinese	EMC	WAVE 3	106	77%	228	58%
Chinese	FORTHING	T5	1	new	2	new
Chinese	FORTHING	T5 EVO	14	new	28	new
Chinese	FORTHING	U-TOUR	6	new	9	new
Chinese	GWM	BLUE MOUNTAIN	2	new	2	new
Chinese	GWM	ORA 03	199	542%	320	493%
Chinese	GWM	WEY 05	58	729%	126	+
Chinese	HONGQI	E-HS9	34	113%	56	81%
Chinese	ICKX	K2	2	new	7	new
Chinese	JAC	E-JS1	8	new	32	new
Chinese	JAC	E-JS4	23	64%	36	24%
Chinese	LEAPMOTOR	T03	15	150%	106	+
Chinese	NIO	EL6	32	new	62	new
Chinese	NIO	EL7	23	-43%	34	-36%
Chinese	NIO	ES8	25	+	56	+
Chinese	NIO	ET5	30	900%	65	+
Chinese	NIO	ET7	23	44%	41	86%
Chinese	OMODA	5	108	+	133	+
Chinese	SPORTEQUIPE	SPORTEQUIPE 5	12	500%	21	600%
Chinese	SPORTEQUIPE	SPORTEQUIPE 6	230	new	242	new
Chinese	SPORTEQUIPE	SPORTEQUIPE 8	2	new	6	new
Chinese	SWM	G01	18	500%	28	367%
Chinese	VOYAH	FREE	33	new	47	new
Chinese	XPENG	G9	258	new	530	new
Chinese	XPENG	P7	30	new	51	new
Chinese	YUDO	3	7	new	14	new
Ford	FORD	BRONCO	64	+	136	+
Ford	FORD	ECOSPORT	17	-99%	45	-99%
Ford	FORD	EXPLORER	93	-35%	213	-28%
Ford	FORD	FIESTA	1,796	-65%	4,293	-63%
Ford	FORD	FOCUS	6,243	-38%	13,805	-28%
Ford	FORD	GALAXY	8	-98%	32	-95%
Ford	FORD	GRAND TOURNEO CONNECT	623	61%	1,054	67%
Ford	FORD	KUGA	8,639	5%	17,668	15%
Ford	FORD	MACH-E	1,301	70%	2,499	39%
Ford	FORD	MUSTANG	119	-23%	218	-42%
Ford	FORD	PUMA	11,745	18%	25,105	28%
Ford	FORD	S-MAX	46	-92%	93	-91%
Ford	FORD	TOURNEO CONNECT	745	5%	1,366	19%
Ford	FORD	TOURNEO COURIER	807	+	1,034	+
Ford	FORD	TOURNEO CUSTOM	754	-16%	1,104	-35%
Ford	FORD	TRANSIT	1,044	56%	1,943	62%
Ford	FORD	TRANSIT CUSTOM	347	-61%	718	-49%
Ford	FORD	TRANSIT CUSTOM/TOURNEO	157	-61%	280	-73%
Geely	GEELY	ATLAS	23	new	56	new
Geely	GEOMETRY	C	2	new	2	new
Geely	LOTUS	ELETRE	104	+	207	+
Geely	LOTUS	EMIRA	18	-77%	46	-72%
Geely	LYNK & CO	01	605	-77%	1,240	-76%
Geely	POLESTAR	2	1,308	-37%	2,418	-36%
Geely	VOLVO	C40	1,244	-20%	2,978	-9%

JATO Dynamics New Car Registrations Europe-28*

Group	Make	Model	Feb-24	vs Feb-23	YTD-24	vs YTD-23
Geely	VOLVO	EX30	3,663	+	5,980	+
Geely	VOLVO	S60/V60	2,732	58%	4,575	28%
Geely	VOLVO	S90/V90	632	-5%	1,249	5%
Geely	VOLVO	XC40	8,962	9%	17,948	6%
Geely	VOLVO	XC60	7,316	25%	14,442	23%
Geely	VOLVO	XC90	2,837	47%	6,095	53%
Geely	ZEEKR	001	108	new	263	new
Geely	ZEEKR	X	8	new	31	new
Honda	HONDA	CIVIC	746	-16%	1,301	-25%
Honda	HONDA	CR-V	882	14%	2,169	14%
Honda	HONDA	E:NY1	253	new	589	new
Honda	HONDA	HONDA E	11	-82%	48	-63%
Honda	HONDA	HR-V	1,657	214%	3,456	44%
Honda	HONDA	JAZZ	723	-50%	1,590	-39%
Honda	HONDA	ZR-V	1,100	new	2,006	new
Hyundai-Kia	GENESIS	G70	2	-89%	12	-71%
Hyundai-Kia	GENESIS	G80	7	-50%	12	-74%
Hyundai-Kia	GENESIS	GV60	15	-81%	62	-71%
Hyundai-Kia	GENESIS	GV70	55	-28%	126	-3%
Hyundai-Kia	GENESIS	GV80	11	-56%	32	-32%
Hyundai-Kia	HYUNDAI	BAYON	3,370	35%	6,479	46%
Hyundai-Kia	HYUNDAI	ELANTRA	91	-68%	197	-59%
Hyundai-Kia	HYUNDAI	I10	5,656	21%	10,540	-3%
Hyundai-Kia	HYUNDAI	I20	5,926	36%	11,706	28%
Hyundai-Kia	HYUNDAI	I30	4,039	8%	7,639	-3%
Hyundai-Kia	HYUNDAI	IONIQ 5	1,559	-42%	3,130	-41%
Hyundai-Kia	HYUNDAI	IONIQ 6	581	-22%	1,457	55%
Hyundai-Kia	HYUNDAI	KONA	6,607	9%	14,223	16%
Hyundai-Kia	HYUNDAI	NEXO	3	-93%	10	-78%
Hyundai-Kia	HYUNDAI	SANTA FE	358	-60%	920	-51%
Hyundai-Kia	HYUNDAI	STARIA	366	30%	681	49%
Hyundai-Kia	HYUNDAI	TUCSON	11,174	-1%	24,072	6%
Hyundai-Kia	KIA	CEED	5,228	11%	10,231	12%
Hyundai-Kia	KIA	EV6	2,158	26%	4,117	17%
Hyundai-Kia	KIA	EV9	751	new	2,001	new
Hyundai-Kia	KIA	NIRO	5,296	23%	10,947	7%
Hyundai-Kia	KIA	PICANTO	4,046	3%	7,819	-11%
Hyundai-Kia	KIA	PROCEED	1,445	23%	2,785	22%
Hyundai-Kia	KIA	RIO	171	-93%	417	-92%
Hyundai-Kia	KIA	SORENTO	1,026	15%	2,306	38%
Hyundai-Kia	KIA	SOUL	57	-38%	142	-29%
Hyundai-Kia	KIA	SPORTAGE	12,623	27%	26,840	34%
Hyundai-Kia	KIA	STINGER	33	-67%	45	-76%
Hyundai-Kia	KIA	STONIC	4,072	-5%	9,520	11%
Hyundai-Kia	KIA	XCEED	2,759	-12%	5,781	-10%
JLR	JAGUAR	E-PACE	326	31%	770	91%
JLR	JAGUAR	F-PACE	513	25%	1,511	10%
JLR	JAGUAR	F-TYPE	59	-28%	197	-1%
JLR	JAGUAR	I-PACE	224	21%	545	8%
JLR	JAGUAR	XE	61	-21%	181	15%
JLR	JAGUAR	XF	45	-63%	132	-50%
JLR	LAND ROVER	DEFENDER	1,131	1%	3,531	32%
JLR	LAND ROVER	DISCOVERY	136	-9%	613	156%
JLR	LAND ROVER	DISCOVERY SPORT	633	-17%	1,626	-2%
JLR	LAND ROVER	RANGE ROVER	796	8%	2,154	11%
JLR	LAND ROVER	RANGE ROVER EVOQUE	1,052	-25%	2,758	-15%

Group	Make	Model	Feb-24	vs Feb-23	YTD-24	vs YTD-23
JLR	LAND ROVER	RANGE ROVER SPORT	1,658	124%	4,099	112%
JLR	LAND ROVER	RANGE ROVER VELAR	531	-15%	1,520	5%
Mazda	MAZDA	CX-30	2,646	44%	5,283	10%
Mazda	MAZDA	CX-5	2,847	-3%	5,783	-18%
Mazda	MAZDA	CX-60	1,702	-22%	3,361	-6%
Mazda	MAZDA	MAZDA2	1,581	-9%	3,376	-16%
Mazda	MAZDA	MAZDA2 HYBRID	697	-14%	1,469	-7%
Mazda	MAZDA	MAZDA3	1,463	-16%	2,941	-11%
Mazda	MAZDA	MAZDA6	442	16%	778	-1%
Mazda	MAZDA	MX-30	606	68%	1,336	-10%
Mazda	MAZDA	MX-5	279	17%	621	29%
Mercedes-Benz	MERCEDES	A-CLASS	4,737	-9%	9,718	-5%
Mercedes-Benz	MERCEDES	AMG GT	224	33%	352	4%
Mercedes-Benz	MERCEDES	AMG ONE	4	new	7	new
Mercedes-Benz	MERCEDES	B-CLASS	1,165	-16%	2,213	0%
Mercedes-Benz	MERCEDES	C-CLASS	4,678	-12%	9,299	-18%
Mercedes-Benz	MERCEDES	CITAN	83	-57%	161	-61%
Mercedes-Benz	MERCEDES	CLA	3,057	-14%	6,136	-20%
Mercedes-Benz	MERCEDES	CLE	707	+	1,370	+
Mercedes-Benz	MERCEDES	CLS	30	-76%	66	-76%
Mercedes-Benz	MERCEDES	E-CLASS	2,335	-5%	5,144	1%
Mercedes-Benz	MERCEDES	EQA	2,367	18%	4,593	28%
Mercedes-Benz	MERCEDES	EQB	1,683	30%	3,659	67%
Mercedes-Benz	MERCEDES	EQC	151	-77%	684	-57%
Mercedes-Benz	MERCEDES	EQE	1,105	17%	2,215	25%
Mercedes-Benz	MERCEDES	EQE SUV	995	+	1,994	+
Mercedes-Benz	MERCEDES	EQS	154	-50%	347	-52%
Mercedes-Benz	MERCEDES	EQS SUV	298	35%	600	45%
Mercedes-Benz	MERCEDES	EQT	45	+	158	+
Mercedes-Benz	MERCEDES	G-CLASS	747	-18%	1,972	-13%
Mercedes-Benz	MERCEDES	GLA	5,013	12%	9,660	7%
Mercedes-Benz	MERCEDES	GLB	2,000	-18%	4,002	-23%
Mercedes-Benz	MERCEDES	GLC	4,703	-20%	9,274	-11%
Mercedes-Benz	MERCEDES	GLC COUPE	1,870	44%	3,579	36%
Mercedes-Benz	MERCEDES	GLE	2,422	12%	5,124	-5%
Mercedes-Benz	MERCEDES	GLE COUPE	1,217	77%	2,639	57%
Mercedes-Benz	MERCEDES	GLS	733	69%	1,456	37%
Mercedes-Benz	MERCEDES	MARCO POLO	315	43%	460	-20%
Mercedes-Benz	MERCEDES	S-CLASS	545	-29%	1,163	-31%
Mercedes-Benz	MERCEDES	SL	193	-29%	322	-49%
Mercedes-Benz	MERCEDES	SPRINTER	1,068	22%	1,915	12%
Mercedes-Benz	MERCEDES	T-CLASS	476	-18%	1,179	-13%
Mercedes-Benz	MERCEDES	V-CLASS	2,185	-1%	4,623	-7%
Mercedes-Benz	MERCEDES	VITO	1,372	23%	2,791	23%
Mercedes-Benz	SMART	#1	757	+	1,833	+
Mercedes-Benz	SMART	#3	278	+	656	+
Mercedes-Benz	SMART	FORTWO	1,008	-30%	2,012	-29%
Mitsubishi	MITSUBISHI	ASX	1,339	+	2,292	+
Mitsubishi	MITSUBISHI	COLT	1,535	new	2,607	new
Mitsubishi	MITSUBISHI	ECLIPSE CROSS	622	1%	1,194	9%
Mitsubishi	MITSUBISHI	SPACE STAR/MIRAGE/ATTRAGE	2,034	24%	4,457	36%
Nissan Group	NISSAN	ARIYA	984	118%	2,270	106%
Nissan Group	NISSAN	JUKE	6,566	55%	14,135	73%
Nissan Group	NISSAN	LEAF	778	-10%	2,080	7%
Nissan Group	NISSAN	PRIMASTAR	233	138%	470	93%
Nissan Group	NISSAN	QASHQAI	11,436	21%	23,853	27%

*Austria, Belgium, Croatia, Cyprus, Czechia, Denmark, Estonia, Finland, France, Germany, Greece, Hungary, Ireland, Italy, Latvia, Lithuania, Luxembourg, Netherlands, Norway, Poland, Portugal, Romania, Slovakia, Slovenia, Spain, Sweden, Switzerland, United Kingdom

JATO Dynamics New Car Registrations Europe-28*

Group	Make	Model	Feb-24	vs Feb-23	YTD-24	vs YTD-23
Nissan Group	NISSAN	TOWNSTAR	376	61%	827	76%
Nissan Group	NISSAN	X-TRAIL	3,133	81%	6,818	126%
Others	ASTON MARTIN	DB12	34	new	125	new
Others	ASTON MARTIN	DBS	17	42%	42	100%
Others	ASTON MARTIN	DBX	45	-26%	116	-32%
Others	ASTON MARTIN	VALKYRIE	2	-60%	4	-60%
Others	ASTON MARTIN	VALOUR	2	new	7	new
Others	ASTON MARTIN	VANTAGE	15	-44%	32	-56%
Others	CADILLAC	ESCALADE	21	163%	34	48%
Others	CADILLAC	XT4	10	-70%	14	-81%
Others	CADILLAC	XT6	6	new	7	new
Others	CATERHAM	S3	3	new	4	new
Others	CATERHAM	SEVEN	1	0%	2	-33%
Others	CATERHAM	SUPER 7	19	280%	20	150%
Others	CHEVROLET	CORVETTE	42	8%	72	-23%
Others	CHEVROLET	SUBURBAN	9	new	14	new
Others	CHEVROLET	TAHOE	11	450%	18	157%
Others	DALLARA	STRADALE	1	new	3	new
Others	FERRARI	296	107	73%	225	29%
Others	FERRARI	812	54	17%	98	-13%
Others	FERRARI	DAYTONA	7	75%	15	200%
Others	FERRARI	PORTOFINO	7	-84%	16	-80%
Others	FERRARI	PUROSANGUE	82	new	187	new
Others	FERRARI	ROMA	112	160%	193	87%
Others	FERRARI	SF90	56	47%	116	23%
Others	FISKER	OCEAN	184	new	498	new
Others	INEOS	GRENADIER	116	+	266	+
Others	IVECO	DAILY	71	-5%	159	-2%
Others	IVECO	EUROCARGO	3	200%	6	20%
Others	KG MOBILITY	KORANDO	766	-20%	1,454	-14%
Others	KG MOBILITY	REXTON	148	-27%	348	-11%
Others	KG MOBILITY	TIVOLI	388	5%	826	13%
Others	KG MOBILITY	TORRES	347	new	615	new
Others	KG MOBILITY	XLV	163	20%	336	37%
Others	LUCID	AIR	5	-44%	8	-58%
Others	MAHINDRA	KUV100	21	-22%	57	-24%
Others	MCLAREN	700 SERIES	14	40%	33	38%
Others	MCLAREN	ARTURA	8	167%	27	440%
Others	MCLAREN	GT	1	-67%	6	-40%
Others	MORGAN	PLUS FOUR	5	-55%	16	-16%
Others	MORGAN	PLUS SIX	5	67%	10	11%
Others	VINFAST	VF 8	15	new	21	new
Renault Group	ALPINE	A110	300	173%	510	78%
Renault Group	DACIA	DUSTER	13,630	-3%	26,815	-3%
Renault Group	DACIA	JOGGER	7,936	24%	16,058	21%
Renault Group	DACIA	LOGAN	986	-33%	2,278	-24%
Renault Group	DACIA	SANDERO	20,797	13%	45,777	17%
Renault Group	DACIA	SPRING	2,762	-36%	6,155	-28%
Renault Group	RENAULT	ARKANA	3,315	-33%	6,902	-37%
Renault Group	RENAULT	AUSTRAL	6,172	22%	10,350	19%
Renault Group	RENAULT	CAPTUR	12,083	9%	21,386	0%
Renault Group	RENAULT	CLIO	15,002	26%	28,851	11%
Renault Group	RENAULT	ESPACE	1,722	+	2,746	+
Renault Group	RENAULT	GRAND SCENIC	17	-98%	43	-96%
Renault Group	RENAULT	KANGOO	1,085	27%	2,036	32%
Renault Group	RENAULT	KOLEOS	46	-85%	107	-87%

Group	Make	Model	Feb-24	vs Feb-23	YTD-24	vs YTD-23
Renault Group	RENAULT	MASTER	210	71%	377	103%
Renault Group	RENAULT	MEGANE	4,297	-32%	8,019	-34%
Renault Group	RENAULT	RAFALE	7	new	9	new
Renault Group	RENAULT	SCENIC	77	600%	116	287%
Renault Group	RENAULT	TRAFIC	1,855	67%	3,628	58%
Renault Group	RENAULT	TWINGO	2,841	19%	4,636	0%
Renault Group	RENAULT	ZOE	588	-57%	1,058	-59%
SAIC	MAXUS	E-DELIVER 9	2	new	3	new
SAIC	MAXUS	EUNIQ 5/G50	3	-70%	6	-50%
SAIC	MAXUS	EUNIQ 6	118	181%	210	239%
SAIC	MAXUS	MIFA 9	1	0%	7	133%
SAIC	MG	HS	2,752	46%	7,795	15%
SAIC	MG	MARVEL R	209	-60%	362	-70%
SAIC	MG	MG 3	119	-27%	290	-56%
SAIC	MG	MG 4	5,228	93%	8,805	76%
SAIC	MG	MG 5	512	0%	1,029	-12%
SAIC	MG	ZS	6,800	279%	14,085	137%
Stellantis	ABARTH	500	734	110%	1,306	53%
Stellantis	ALFA ROMEO	GIULIA	316	-14%	705	3%
Stellantis	ALFA ROMEO	STELVIO	748	-4%	1,353	-23%
Stellantis	ALFA ROMEO	TONALE	2,524	11%	5,480	24%
Stellantis	CITROEN	BERLINGO	428	-74%	860	-72%
Stellantis	CITROEN	C3	17,787	61%	32,899	56%
Stellantis	CITROEN	C3 AIRCROSS	5,971	29%	11,645	17%
Stellantis	CITROEN	C4	5,715	36%	11,606	48%
Stellantis	CITROEN	C4 X	994	100%	1,747	71%
Stellantis	CITROEN	C5 AIRCROSS	4,347	-7%	8,261	-11%
Stellantis	CITROEN	C5 X	258	-76%	501	-78%
Stellantis	CITROEN	JUMPER	666	-17%	1,102	-18%
Stellantis	CITROEN	JUMPY	38	-25%	58	-24%
Stellantis	CITROEN	SPACETOURER	124	-5%	238	-7%
Stellantis	DODGE	CHALLENGER	52	24%	93	-9%
Stellantis	DODGE	CHARGER	9	0%	21	17%
Stellantis	DODGE	DURANGO	33	50%	47	15%
Stellantis	DS	DS 3	758	3%	1,462	5%
Stellantis	DS	DS 4	1,138	-32%	2,346	-31%
Stellantis	DS	DS 7	1,574	-1%	3,337	6%
Stellantis	DS	DS 9	49	17%	82	17%
Stellantis	FIAT	500	11,836	-11%	22,155	-14%
Stellantis	FIAT	500X	4,030	20%	6,871	9%
Stellantis	FIAT	600	960	new	1,651	new
Stellantis	FIAT	DOBLO	28	-81%	56	-77%
Stellantis	FIAT	DUCATO	2,037	7%	3,151	1%
Stellantis	FIAT	PANDA	12,865	27%	25,621	17%
Stellantis	FIAT	SCUDO	119	new	132	new
Stellantis	FIAT	TIPO	995	-29%	1,723	-58%
Stellantis	FIAT	ULYSSE	15	0%	62	88%
Stellantis	JEEP	AVENGER	5,677	new	12,905	new
Stellantis	JEEP	COMPASS	2,850	-30%	5,386	-34%
Stellantis	JEEP	GRAND CHEROKEE	75	213%	163	213%
Stellantis	JEEP	RENEGADE	2,469	-52%	4,558	-58%
Stellantis	JEEP	WAGONEER	2	-50%	4	-56%
Stellantis	JEEP	WRANGLER	202	-21%	378	-38%
Stellantis	LANCIA	YPSILON	4,153	69%	8,066	33%
Stellantis	MASERATI	GHIBLI	10	-70%	24	-70%
Stellantis	MASERATI	GRANTURISMO	17	143%	52	643%

*Austria, Belgium, Croatia, Cyprus, Czechia, Denmark, Estonia, Finland, France, Germany, Greece, Hungary, Ireland, Italy, Latvia, Lithuania, Luxembourg, Netherlands, Norway, Poland, Portugal, Romania, Slovakia, Slovenia, Spain, Sweden, Switzerland, United Kingdom

JATO Dynamics New Car Registrations Europe-28*

Group	Make	Model	Feb-24	vs Feb-23	YTD-24	vs YTD-23
Stellantis	MASERATI	GRECALE	272	-37%	612	-41%
Stellantis	MASERATI	LEVANTE	32	-44%	71	-50%
Stellantis	MASERATI	MC20	12	-45%	26	-42%
Stellantis	MASERATI	QUATTROPORTE	4	33%	6	20%
Stellantis	OPEL/VAUXHALL	ASTRA	6,547	80%	13,447	118%
Stellantis	OPEL/VAUXHALL	COMBO	164	-78%	340	-79%
Stellantis	OPEL/VAUXHALL	CORSA	11,959	-21%	24,871	-11%
Stellantis	OPEL/VAUXHALL	CROSSLAND	4,564	41%	9,404	53%
Stellantis	OPEL/VAUXHALL	GRANDLAND	3,549	60%	9,186	114%
Stellantis	OPEL/VAUXHALL	MOKKA	7,063	-9%	15,532	9%
Stellantis	OPEL/VAUXHALL	MOVANO	62	+	86	+
Stellantis	OPEL/VAUXHALL	VIVARO	152	198%	268	84%
Stellantis	OPEL/VAUXHALL	ZAFIRA	97	-78%	196	-75%
Stellantis	PEUGEOT	2008	13,900	17%	28,999	23%
Stellantis	PEUGEOT	208	18,476	14%	34,945	19%
Stellantis	PEUGEOT	3008	7,579	-13%	16,303	0%
Stellantis	PEUGEOT	308	9,755	12%	18,470	20%
Stellantis	PEUGEOT	408	1,848	27%	3,935	43%
Stellantis	PEUGEOT	5008	4,917	22%	9,560	34%
Stellantis	PEUGEOT	508	664	-28%	1,481	-17%
Stellantis	PEUGEOT	BOXER	204	-22%	335	-37%
Stellantis	PEUGEOT	EXPERT	19	19%	38	9%
Stellantis	PEUGEOT	PARTNER	4	new	7	new
Stellantis	PEUGEOT	RIFTER	491	-59%	870	-66%
Stellantis	PEUGEOT	TRAVELLER	122	-23%	262	-19%
Subaru	SUBARU	BRZ	50	285%	119	526%
Subaru	SUBARU	FORESTER	330	-13%	623	-15%
Subaru	SUBARU	IMPREZA/WRX	5	-82%	13	-73%
Subaru	SUBARU	LEGACY/OUTBACK	708	46%	1,330	47%
Subaru	SUBARU	SOLTERRA	196	128%	292	73%
Subaru	SUBARU	XV	450	7%	1,162	42%
Suzuki	SUZUKI	ACROSS	48	-35%	78	-49%
Suzuki	SUZUKI	IGNIS	3,444	78%	6,428	68%
Suzuki	SUZUKI	JIMNY	54	-30%	114	-20%
Suzuki	SUZUKI	S-CROSS	4,212	29%	7,943	24%
Suzuki	SUZUKI	SWACE	251	17%	512	17%
Suzuki	SUZUKI	SWIFT	5,039	105%	8,714	60%
Suzuki	SUZUKI	VITARA	5,263	31%	10,401	26%
Tesla	TESLA	MODEL 3	7,822	69%	14,300	135%
Tesla	TESLA	MODEL S	119	21%	226	-61%
Tesla	TESLA	MODEL X	126	97%	255	-15%
Tesla	TESLA	MODEL Y	19,760	7%	31,230	22%
Toyota	LEXUS	ES	416	-5%	909	-10%
Toyota	LEXUS	LBX	180	new	196	new
Toyota	LEXUS	LC	24	33%	46	-8%
Toyota	LEXUS	LM	24	new	46	new
Toyota	LEXUS	LS	5	-38%	9	-18%
Toyota	LEXUS	LX	1	new	2	new
Toyota	LEXUS	NX	1,874	59%	4,135	37%
Toyota	LEXUS	RX	879	26%	1,769	57%
Toyota	LEXUS	RZ	192	new	378	new
Toyota	LEXUS	UX	1,163	70%	2,438	49%
Toyota	TOYOTA	AYGO	7,462	46%	14,299	15%
Toyota	TOYOTA	BZ4X	1,626	33%	3,804	113%
Toyota	TOYOTA	CAMRY	693	32%	1,520	36%
Toyota	TOYOTA	C-HR	8,254	-16%	17,308	-10%















Group	Make	Model	Feb-24	vs Feb-23	YTD-24	vs YTD-23
Toyota	TOYOTA	COROLLA	10,622	39%	23,096	27%
Toyota	TOYOTA	COROLLA CROSS	3,161	10%	7,061	9%
Toyota	TOYOTA	GR86	156	100%	547	85%
Toyota	TOYOTA	HIGHLANDER	384	246%	655	124%
Toyota	TOYOTA	LAND CRUISER PRADO	305	-58%	663	-59%
Toyota	TOYOTA	MIRAI	55	77%	63	-21%
Toyota	TOYOTA	PRIUS	284	504%	736	366%
Toyota	TOYOTA	PROACE CITY	2	100%	4	100%
Toyota	TOYOTA	PROACE CITY VERSO	1,178	21%	1,857	1%
Toyota	TOYOTA	PROACE VERSO	1,017	17%	1,830	12%
Toyota	TOYOTA	RAV4	6,604	33%	15,226	55%
Toyota	TOYOTA	SUPRA	59	34%	100	-8%
Toyota	TOYOTA	YARIS	11,895	-1%	25,651	-8%
Toyota	TOYOTA	YARIS CROSS	15,760	7%	33,154	8%
VW Group	AUDI	A1	3,133	-37%	5,432	-43%
VW Group	AUDI	A3	9,770	38%	20,710	48%
VW Group	AUDI	A4	5,630	0%	11,226	0%
VW Group	AUDI	A5	1,484	10%	2,597	-11%
VW Group	AUDI	A6	2,080	-41%	5,436	-28%
VW Group	AUDI	A7	225	3%	570	12%
VW Group	AUDI	A8	244	54%	461	25%
VW Group	AUDI	E-TRON GT	244	-19%	517	-48%
VW Group	AUDI	Q2	4,280	26%	9,917	69%
VW Group	AUDI	Q3	3,410	-16%	7,582	-6%
VW Group	AUDI	Q3 SPORTBACK	3,651	-4%	7,377	5%
VW Group	AUDI	Q4	2,740	-17%	5,954	0%
VW Group	AUDI	Q4 SPORTBACK	1,206	-12%	2,983	27%
VW Group	AUDI	Q5	2,380	-11%	5,197	-11%
VW Group	AUDI	Q5 SPORTBACK	1,498	-40%	3,646	-31%
VW Group	AUDI	Q7	612	-36%	1,615	-10%
VW Group	AUDI	Q8	1,097	-24%	2,744	-5%
VW Group	AUDI	Q8 E-TRON	1,029	-20%	2,708	4%
VW Group	AUDI	Q8 E-TRON SPORTBACK	546	-31%	1,335	-14%
VW Group	AUDI	R8	112	211%	162	184%
VW Group	AUDI	TT	216	-8%	468	-22%
VW Group	BENTLEY	BENTAYGA	50	6%	150	-10%
VW Group	BENTLEY	CONTINENTAL	59	-20%	149	-31%
VW Group	BENTLEY	FLYING SPUR	23	-48%	61	-43%
VW Group	CUPRA	ATECA	1,012	149%	1,899	165%
VW Group	CUPRA	BORN	2,048	-15%	3,413	-21%
VW Group	CUPRA	FORMENTOR	7,559	23%	14,379	23%
VW Group	CUPRA	LEON	4,546	174%	8,639	197%
VW Group	CUPRA	TAVASCAN	28	367%	31	417%
VW Group	LAMBORGHINI	HURACAN	83	17%	173	36%
VW Group	LAMBORGHINI	URUS	149	-15%	356	23%
VW Group	MAN	TGE	120	-35%	236	-29%
VW Group	MAN	TGM	5	25%	9	80%
VW Group	PORSCHE	718	704	97%	1,582	114%
VW Group	PORSCHE	911	2,047	47%	4,392	50%
VW Group	PORSCHE	CAYENNE	1,925	202%	3,152	104%
VW Group	PORSCHE	CAYENNE COUPE	2,194	136%	3,447	61%
VW Group	PORSCHE	MACAN	1,853	10%	3,749	-6%
VW Group	PORSCHE	PANAMERA	177	-54%	656	-15%
VW Group	PORSCHE	TAYCAN	453	-57%	1,325	-60%
VW Group	SEAT	ARONA	6,353	-18%	11,268	-28%
VW Group	SEAT	ATECA	3,769	-23%	7,374	-14%

*Austria, Belgium, Croatia, Cyprus, Czechia, Denmark, Estonia, Finland, France, Germany, Greece, Hungary, Ireland, Italy, Latvia, Lithuania, Luxembourg, Netherlands, Norway, Poland, Portugal, Romania, Slovakia, Slovenia, Spain, Sweden, Switzerland, United Kingdom

JATO Dynamics New Car Registrations Europe-28*

Country	Feb-24	vs Feb-23	YTD-24	vs YTD-23
Austria	20,010	12%	37,562	2%
Belgium	43,721	10%	90,388	13%
Croatia	3,945	8%	8,362	19%
Cyprus	1,252	52%	2,625	36%
Czech Rep.	18,323	9%	38,674	14%
Denmark	11,287	-3%	20,170	-9%
Estonia	1,440	10%	2,985	3%
Finland	5,374	-12%	11,960	-10%
France	142,507	13%	264,770	12%
Germany	217,388	5%	430,940	12%
Greece	11,419	11%	23,638	12%
Hungary	8,795	-10%	16,843	-7%
Ireland	16,455	25%	47,925	18%
Italy	147,705	13%	290,175	12%
Latvia	1,162	-14%	2,325	-14%
Lithuania	1,982	4%	4,078	6%
Luxembourg	4,300	3%	8,037	2%
Netherlands	29,864	7%	64,258	6%
Norway	7,429	-1%	12,571	33%
Poland	45,969	19%	88,761	21%
Portugal	20,535	28%	36,286	18%
Romania	11,339	-9%	24,074	-3%
Slovakia	7,205	11%	13,727	6%
Slovenia	3,947	7%	8,627	8%
Spain	82,718	10%	152,562	9%
Sweden	18,771	2%	35,946	9%
Switzerland	18,388	7%	33,738	0%
UK	84,886	14%	227,762	10%

OEM	Feb-24	vs Feb-23	YTD-24	vs YTD-23
BMW Group	65,339	17%	137,452	23%
Chinese	5,593	37%	12,076	84%
Ford	34,621	-17%	71,732	-12%
Geely	29,589	19%	57,587	15%
Honda	5,373	45%	11,166	27%
Hyundai-Kia	79,500	6%	164,277	7%
JLR	7,165	7%	19,637	22%
Mazda	12,271	0%	24,956	-8%
Mercedes-Benz	50,751	2%	103,450	2%
Mitsubishi	5,537	139%	10,563	136%
Nissan Group	23,512	22%	50,471	31%
Renault Group	95,764	5%	187,913	2%
SAIC	15,744	106%	32,592	56%
Stellantis	185,167	11%	367,540	14%
Suzuki	18,312	52%	34,191	39%
Tesla	27,827	20%	46,011	41%
Toyota	74,284	14%	157,524	12%
VW Group	245,747	5%	498,417	6%

Segment	Feb-24	vs Feb-23
 City-car	53,393	9%
 Subcompact Car	164,375	8%
 Compact Car	147,335	16%
 Midsize Car	52,453	13%
 Executive Car	12,059	-15%
 Luxury Car	2,333	-14%
 MPV	9,787	-15%
 Sport Car	6,211	48%
 Small SUV	192,843	13%
 Compact SUV	181,779	8%
 Midsize SUV	107,875	4%
 Large SUV	25,034	39%
 Luxury SUV	3,907	27%
 Van	26,999	2%

	Top 50	Feb-24
1	DACIA SANDERO	20,797
2	TESLA MODEL Y	19,760
3	VOLKSWAGEN GOLF	19,490
4	PEUGEOT 208	18,476
5	CITROEN C3	17,787
6	SKODA OCTAVIA	16,587
7	TOYOTA YARIS CROSS	15,760
8	RENAULT CLIO	15,002
9	VOLKSWAGEN T-ROC	13,975
10	PEUGEOT 2008	13,900
11	DACIA DUSTER	13,630
12	FIAT PANDA	12,865
13	KIA SPORTAGE	12,623
14	FIAT/ABARTH 500	12,570
15	RENAULT CAPTUR	12,083
16	OPEL/VAUXHALL CORSA	11,959
17	TOYOTA YARIS	11,895
18	FORD PUMA	11,745
19	NISSAN QASHQAI	11,436
20	HYUNDAI TUCSON	11,174
21	TOYOTA COROLLA	10,622
22	VOLKSWAGEN TIGUAN	9,942
23	AUDI A3	9,770
24	PEUGEOT 308	9,755
25	VOLVO XC40	8,962
26	VOLKSWAGEN T-CROSS	8,788
27	FORD KUGA	8,639
28	SKODA KAROQ	8,466
29	BMW X1	8,413
30	VOLKSWAGEN POLO	8,407
31	TOYOTA C-HR	8,254
32	SKODA FABIA	8,060
33	SEAT/CUPRA LEON	7,955
34	DACIA JOGGER	7,936
35	TESLA MODEL 3	7,822
36	MINI HATCH	7,811
37	PEUGEOT 3008	7,579
38	CUPRA FORMENTOR	7,559
39	TOYOTA AYGO	7,462
40	VOLVO XC60	7,316
41	SKODA KAMIQ	7,257
42	OPEL/VAUXHALL MOKKA	7,063
43	MG ZS	6,800
44	BMW SERIES 3	6,771
45	HYUNDAI KONA	6,607
46	TOYOTA RAV4	6,604
47	NISSAN JUKE	6,566
48	OPEL/VAUXHALL ASTRA	6,547
49	VOLKSWAGEN PASSAT	6,488
50	BMW SERIES 1	6,425



	Top 20 BEV	Feb-24
1	TESLA MODEL Y	19,760
2	TESLA MODEL 3	7,822
3	PEUGEOT 208	5,322
4	MG 4	5,231
5	VOLVO XC40	4,604
6	BMW I4	3,748
7	VOLVO EX30	3,670
8	BMW IX1	3,545
9	SKODA ENYAQ	3,252
10	FIAT/ABARTH 500	3,045
11	RENAULT MEGANE E-TECH	2,850
12	DACIA SPRING	2,759
13	AUDI Q4	2,734
14	VOLKSWAGEN ID.3	2,533
15	VOLKSWAGEN ID.4	2,499
16	MERCEDES EQA	2,360
17	HYUNDAI KONA	2,303
18	KIA NIRO	2,257
19	KIA EV6	2,152
20	CUPRA BORN	2,058



	Top 20 PHEV	Feb-24
1	VOLVO XC60	4,341
2	FORD KUGA	3,178
3	BMW X1	2,654
4	MERCEDES GLC	2,462
5	AUDI A3	2,286
6	BMW SERIES 3	2,089
7	PORSCHE CAYENNE COUPE	2,023
8	CUPRA FORMENTOR	1,940
9	KIA SPORTAGE	1,937
10	VOLVO XC90	1,767
11	PORSCHE CAYENNE	1,639
12	PEUGEOT 308	1,617
13	HYUNDAI TUCSON	1,554
14	AUDI Q3 SPORTBACK	1,447
15	MERCEDES GLA	1,405
16	BMW X3	1,290
17	TOYOTA RAV4	1,273
18	MERCEDES E-CLASS	1,250
19	OPEL/VAUXHALL ASTRA	1,239
20	MERCEDES C-CLASS	1,204

*Austria, Belgium, Croatia, Cyprus, Czechia, Denmark, Estonia, Finland, France, Germany, Greece, Hungary, Ireland, Italy, Latvia, Lithuania, Luxembourg, Netherlands, Norway, Poland, Portugal, Romania, Slovakia, Slovenia, Spain, Sweden, Switzerland, United Kingdom