

JATO Dynamics New Car Registrations Europe-27*

Group	Make	Model	Jun-22	vs Jun-21	YTD-22	vs YTD-21
BMW Group	BMW	I3	768	-66%	12,048	4%
BMW Group	BMW	I4	1,866	new	7,599	new
BMW Group	BMW	I7	11	new	11	new
BMW Group	BMW	IX	1,984	new	9,524	new
BMW Group	BMW	IX3	1,285	-35%	8,722	105%
BMW Group	BMW	SERIES 1	6,054	-50%	32,364	-46%
BMW Group	BMW	SERIES 2 ACTIVE TOURER	2,219	110%	7,621	34%
BMW Group	BMW	SERIES 2 GC	1,944	-43%	10,147	-38%
BMW Group	BMW	SERIES 2 GRAN TOURER	337	-19%	2,217	-50%
BMW Group	BMW	SERIES 2 Sport	1,029	-3%	3,825	-26%
BMW Group	BMW	SERIES 3	7,968	-35%	44,337	-33%
BMW Group	BMW	SERIES 4	3,656	19%	21,055	41%
BMW Group	BMW	SERIES 5	4,382	11%	24,862	-15%
BMW Group	BMW	SERIES 6	83	-22%	510	-33%
BMW Group	BMW	SERIES 7	501	4%	2,708	-5%
BMW Group	BMW	SERIES 8 GC	251	-31%	1,203	-42%
BMW Group	BMW	SERIES 8 Sport	231	-8%	1,103	-33%
BMW Group	BMW	X1	7,221	9%	44,540	-11%
BMW Group	BMW	X2	1,887	-23%	10,976	-33%
BMW Group	BMW	X3	7,418	-9%	32,184	-6%
BMW Group	BMW	X4	1,201	-24%	6,873	-9%
BMW Group	BMW	X5	4,154	-14%	22,513	-7%
BMW Group	BMW	X6	877	-19%	4,986	-11%
BMW Group	BMW	X7	450	-21%	2,518	-16%
BMW Group	BMW	Z4	731	-36%	4,140	-18%
BMW Group	MINI	CLUBMAN	1,159	-26%	6,412	-16%
BMW Group	MINI	COUNTRYMAN	2,122	-51%	18,865	-29%
BMW Group	MINI	MINI	9,744	-20%	57,626	-3%
BMW Group	ROLLS-ROYCE	CULLINAN	41	86%	237	87%
BMW Group	ROLLS-ROYCE	DAWN	3	-63%	15	-59%
BMW Group	ROLLS-ROYCE	GHOST	18	125%	128	45%
BMW Group	ROLLS-ROYCE	PHANTOM	4	100%	39	86%
BMW Group	ROLLS-ROYCE	WRAITH	1	-80%	18	-56%
Chinese	AIWAYS	U5	179	167%	439	1%
Chinese	BYD	TANG	259	new	917	new
Chinese	DFSK	FENGGUANG580/580	24	300%	72	41%
Chinese	DFSK	IX5	31	48%	157	96%
Chinese	DFSK	SERES 3	179	953%	415	603%
Chinese	DR AUTOMOBILES	DR 5.0	361	158%	1,152	47%
Chinese	DR AUTOMOBILES	DR3	227	75%	1,177	68%
Chinese	DR AUTOMOBILES	DR4/EVO 4	1,333	950%	3,969	662%
Chinese	DR AUTOMOBILES	DR5/EVO 5	14	-90%	840	29%
Chinese	DR AUTOMOBILES	DR6/EVO 6	107	6%	523	37%
Chinese	DR AUTOMOBILES	EVO 3	131	new	1,339	new
Chinese	DR AUTOMOBILES	F35	30	-76%	821	37%
Chinese	HAVAL	H2	1	-99%	36	-92%
Chinese	HONGQI	E-HS9	100	new	979	new
Chinese	JAC	IEV 7S	2	-50%	43	30%
Chinese	MAXUS	EUNIQ 5/G50	45	41%	245	9%
Chinese	MAXUS	EUNIQ 6	150	new	371	new
Chinese	MG	HS	4,462	243%	18,221	207%
Chinese	MG	MARVEL R	637	new	2,494	new
Chinese	MG	MG3	181	-15%	2,564	119%

Group	Make	Model	Jun-22	vs Jun-21	YTD-22	vs YTD-21
Chinese	MG	MG5	1,162	211%	4,644	164%
Chinese	MG	ZS	4,025	-4%	17,818	44%
Chinese	NIO	ES8	108	new	514	new
Chinese	SWM	G01	3	200%	27	440%
Chinese	XPENG	G3	2	-94%	293	25%
Chinese	XPENG	P5	2	new	17	new
Chinese	XPENG	P7	21	new	183	new
Ford	FORD	ECOSPORT	3,135	52%	19,158	31%
Ford	FORD	EXPLORER	183	-68%	805	-68%
Ford	FORD	FIESTA	6,250	-24%	31,578	-49%
Ford	FORD	FOCUS	5,385	21%	37,394	-22%
Ford	FORD	GALAXY	618	-8%	2,758	-10%
Ford	FORD	GRAND TOURNEO CONNECT	390	42%	2,707	32%
Ford	FORD	GT	3	-50%	22	-19%
Ford	FORD	KUGA	9,682	-13%	60,869	0%
Ford	FORD	MACH-E	1,707	-43%	11,506	113%
Ford	FORD	MONDEO	333	-67%	4,719	-29%
Ford	FORD	MUSTANG	216	-63%	1,448	-28%
Ford	FORD	PUMA	9,105	-43%	73,674	-11%
Ford	FORD	S-MAX	626	-18%	3,601	-25%
Ford	FORD	TOURNEO CONNECT	354	31%	2,121	-3%
Ford	FORD	TOURNEO COURIER	119	-32%	816	-56%
Ford	FORD	TOURNEO CUSTOM	1,098	3%	6,749	-17%
Ford	FORD	TRANSIT	810	14%	4,884	26%
Ford	FORD	TRANSIT CONNECT	41	17%	529	32%
Ford	FORD	TRANSIT CUSTOM	1,346	47%	7,036	-11%
Geely	LOTUS	ELISE	10	-77%	106	-48%
Geely	LOTUS	EXIGE	33	-18%	122	-13%
Geely	LYNK & CO	01	1,769	539%	9,483	1567%
Geely	POLESTAR	1	15	36%	55	77%
Geely	POLESTAR	2	1,844	42%	12,931	68%
Geely	VOLVO	C40	231	new	3,795	new
Geely	VOLVO	S60/V60	1,470	-61%	13,232	-50%
Geely	VOLVO	S90/V90	958	-29%	6,694	-27%
Geely	VOLVO	XC40	4,184	-66%	44,985	-37%
Geely	VOLVO	XC60	5,487	-31%	32,707	-20%
Geely	VOLVO	XC90	2,484	-18%	13,838	-7%
Honda	HONDA	CIVIC	106	-93%	1,642	-74%
Honda	HONDA	CR-V	1,395	-23%	7,439	-12%
Honda	HONDA	HONDA E	226	-22%	1,382	10%
Honda	HONDA	HR-V	1,705	307%	14,611	417%
Honda	HONDA	JAZZ	1,570	-51%	11,717	-15%
Hyundai-Kia	GENESIS	G70	50	new	224	new
Hyundai-Kia	GENESIS	G80	41	86%	113	163%
Hyundai-Kia	GENESIS	GV60	43	new	122	new
Hyundai-Kia	GENESIS	GV70	70	new	249	new
Hyundai-Kia	GENESIS	GV80	48	200%	141	220%
Hyundai-Kia	HYUNDAI	BAYON	2,949	55%	13,662	617%
Hyundai-Kia	HYUNDAI	ELANTRA	190	7%	1,229	229%
Hyundai-Kia	HYUNDAI	I10	4,800	-27%	25,655	-13%
Hyundai-Kia	HYUNDAI	I20	5,553	-13%	28,824	-9%
Hyundai-Kia	HYUNDAI	I30	5,804	-16%	29,409	5%
Hyundai-Kia	HYUNDAI	IONIQ	1,941	-4%	8,010	-33%

*Austria, Belgium, Croatia, Cyprus, Czechia, Denmark, Estonia, France, Germany, Greece, Hungary, Ireland, Italy, Latvia, Lithuania, Luxembourg, Netherlands, Norway, Poland, Portugal, Romania, Slovakia, Slovenia, Spain, Sweden, Switzerland, United Kingdom

JATO Dynamics New Car Registrations Europe-27*

Group	Make	Model	Jun-22	vs Jun-21	YTD-22	vs YTD-21
Hyundai-Kia	HYUNDAI	IONIQ 5	2,377	111%	17,102	1138%
Hyundai-Kia	HYUNDAI	KONA	9,122	-27%	51,957	-4%
Hyundai-Kia	HYUNDAI	NEXO	85	400%	225	139%
Hyundai-Kia	HYUNDAI	SANTA FE	710	-51%	4,729	-5%
Hyundai-Kia	HYUNDAI	STARIA	280	new	538	new
Hyundai-Kia	HYUNDAI	TUCSON	15,129	-1%	77,459	4%
Hyundai-Kia	KIA	CEED	6,179	-23%	37,689	20%
Hyundai-Kia	KIA	EV6	1,984	new	15,061	new
Hyundai-Kia	KIA	NIRO	6,254	-25%	41,171	-2%
Hyundai-Kia	KIA	PICANTO	3,529	-43%	26,648	-17%
Hyundai-Kia	KIA	PROCEED	1,045	-27%	6,577	2%
Hyundai-Kia	KIA	RIO	2,981	-25%	16,599	-6%
Hyundai-Kia	KIA	SORENTO	901	-54%	5,698	-38%
Hyundai-Kia	KIA	SOUL	292	-68%	3,007	-22%
Hyundai-Kia	KIA	SPORTAGE	13,606	39%	67,490	41%
Hyundai-Kia	KIA	STINGER	87	-26%	411	-46%
Hyundai-Kia	KIA	STONIC	5,697	-8%	27,521	-3%
Hyundai-Kia	KIA	XCEED	5,099	16%	27,697	34%
JLR	JAGUAR	E-PACE	578	-61%	2,665	-63%
JLR	JAGUAR	F-PACE	858	-48%	4,820	-43%
JLR	JAGUAR	F-TYPE	201	-32%	1,257	-26%
JLR	JAGUAR	I-PACE	604	-9%	3,636	4%
JLR	JAGUAR	XE	38	-74%	413	-69%
JLR	JAGUAR	XF	21	-86%	355	-71%
JLR	LAND ROVER	DEFENDER	1,777	57%	8,361	0%
JLR	LAND ROVER	DISCOVERY	894	92%	1,869	-46%
JLR	LAND ROVER	DISCOVERY SPORT	821	-5%	5,434	-50%
JLR	LAND ROVER	RANGE ROVER	615	-22%	2,479	-46%
JLR	LAND ROVER	RANGE ROVER EVOQUE	2,192	5%	12,332	-39%
JLR	LAND ROVER	RANGE ROVER SPORT	970	-41%	7,252	-35%
JLR	LAND ROVER	RANGE ROVER VELAR	860	-34%	5,441	-22%
Mazda	MAZDA	CX-3	158	-90%	3,470	-55%
Mazda	MAZDA	CX-30	2,490	-53%	19,901	-17%
Mazda	MAZDA	CX-5	2,292	-40%	13,216	-23%
Mazda	MAZDA	CX-60	48	new	72	new
Mazda	MAZDA	MAZDA2	895	-57%	7,370	-22%
Mazda	MAZDA	MAZDA2 HYBRID	806	new	3,119	new
Mazda	MAZDA	MAZDA3	1,505	-42%	10,020	-12%
Mazda	MAZDA	MAZDA6	221	-60%	1,880	-29%
Mazda	MAZDA	MX-30	425	-53%	2,441	-30%
Mazda	MAZDA	MX-5	475	-51%	2,967	-30%
Mercedes-Benz	MERCEDES	A-CLASS	7,625	-19%	42,888	-37%
Mercedes-Benz	MERCEDES	AMG GT 5d	201	39%	1,014	14%
Mercedes-Benz	MERCEDES	AMG GT Sport	114	4%	661	25%
Mercedes-Benz	MERCEDES	B-CLASS	1,798	-33%	12,034	-19%
Mercedes-Benz	MERCEDES	C-CLASS	6,375	2%	37,596	19%
Mercedes-Benz	MERCEDES	CITAN	284	879%	1,648	875%
Mercedes-Benz	MERCEDES	CLA	3,857	-22%	20,973	-28%
Mercedes-Benz	MERCEDES	CLS	245	19%	1,422	33%
Mercedes-Benz	MERCEDES	E-CLASS	3,889	-11%	22,694	-28%
Mercedes-Benz	MERCEDES	EQA	1,432	-34%	10,184	92%
Mercedes-Benz	MERCEDES	EQB	1,353	new	6,483	new
Mercedes-Benz	MERCEDES	EQC	552	-55%	6,007	-29%

Group	Make	Model	Jun-22	vs Jun-21	YTD-22	vs YTD-21
Mercedes-Benz	MERCEDES	EQE	917	new	2,561	new
Mercedes-Benz	MERCEDES	EQS	577	new	3,306	new
Mercedes-Benz	MERCEDES	G-CLASS	636	-15%	4,394	-3%
Mercedes-Benz	MERCEDES	GLA	4,391	1%	24,142	-25%
Mercedes-Benz	MERCEDES	GLB	2,930	-33%	13,179	-40%
Mercedes-Benz	MERCEDES	GLC	5,776	132%	32,763	27%
Mercedes-Benz	MERCEDES	GLC COUPE	1,361	19%	9,388	-25%
Mercedes-Benz	MERCEDES	GLE	2,984	-3%	16,704	-17%
Mercedes-Benz	MERCEDES	GLE COUPE	1,152	13%	5,380	-17%
Mercedes-Benz	MERCEDES	GLS	297	-43%	1,850	-29%
Mercedes-Benz	MERCEDES	MARCO POLO	353	-30%	2,337	-7%
Mercedes-Benz	MERCEDES	S-CLASS Sedan	921	4%	5,302	-13%
Mercedes-Benz	MERCEDES	SL	175	new	333	580%
Mercedes-Benz	MERCEDES	SPRINTER	813	-19%	4,105	-14%
Mercedes-Benz	MERCEDES	T-CLASS	15	new	15	new
Mercedes-Benz	MERCEDES	V-CLASS	3,409	27%	14,002	13%
Mercedes-Benz	MERCEDES	VITO	1,879	11%	7,258	2%
Mercedes-Benz	SMART	FORFOUR	189	-81%	3,209	-30%
Mercedes-Benz	SMART	FORTWO	1,582	-26%	9,576	-35%
Mitsubishi	MITSUBISHI	ECLIPSE CROSS	2,075	22%	11,385	73%
Mitsubishi	MITSUBISHI	SPACE STAR/MIRAGE/ATTRAGE	2,661	-26%	17,284	12%
Nissan Group	NISSAN	ARIYA	20	new	44	new
Nissan Group	NISSAN	EVALIA/NV200	31	-82%	234	-70%
Nissan Group	NISSAN	GT-R	13	-54%	28	-82%
Nissan Group	NISSAN	INTERSTAR	-	new	23	new
Nissan Group	NISSAN	JUKE	4,260	-14%	26,773	-18%
Nissan Group	NISSAN	LEAF	1,609	-45%	12,026	-23%
Nissan Group	NISSAN	MICRA	3,435	-20%	18,202	-8%
Nissan Group	NISSAN	NV300	3	-93%	58	-78%
Nissan Group	NISSAN	PRIMASTAR	155	new	560	new
Nissan Group	NISSAN	QASHQAI	10,429	41%	54,156	-7%
Nissan Group	NISSAN	TOWNSTAR	417	new	1,717	new
Nissan Group	NISSAN	X-TRAIL	13	-99%	362	-94%
Others	ASTON MARTIN	DB11	53	36%	201	8%
Others	ASTON MARTIN	DBS	29	81%	155	-9%
Others	ASTON MARTIN	DBX	43	-16%	288	-22%
Others	ASTON MARTIN	VANTAGE	46	-30%	375	5%
Others	CADILLAC	ESCALADE	23	130%	83	337%
Others	CADILLAC	XT4	41	17%	155	-38%
Others	CATERHAM	SEVEN	4	33%	15	50%
Others	CATERHAM	SUPER 7	16	100%	56	-18%
Others	CHEVROLET	CAMARO	2	-94%	37	-73%
Others	CHEVROLET	CORVETTE	74	517%	324	548%
Others	E-GO	LIFE	29	new	171	new
Others	FERRARI	296	44	new	84	new
Others	FERRARI	812	75	10%	478	-4%
Others	FERRARI	F8	118	-45%	796	-27%
Others	FERRARI	MONZA	6	-73%	60	-36%
Others	FERRARI	PORTOFINO	79	139%	304	234%
Others	FERRARI	ROMA	103	13%	607	13%
Others	FERRARI	SF90	69	11%	418	17%
Others	IVECO	DAILY	132	50%	567	2%
Others	MAHINDRA	KUV100	106	29%	221	-56%

*Austria, Belgium, Croatia, Cyprus, Czechia, Denmark, Estonia, France, Germany, Greece, Hungary, Ireland, Italy, Latvia, Lithuania, Luxembourg, Netherlands, Norway, Poland, Portugal, Romania, Slovakia, Slovenia, Spain, Sweden, Switzerland, United Kingdom

JATO Dynamics New Car Registrations Europe-27*

Group	Make	Model	Jun-22	vs Jun-21	YTD-22	vs YTD-21
Others	MAN	TGE	177	72%	788	115%
Others	MCLAREN	500/600 SERIES	2	-82%	14	-81%
Others	MCLAREN	700 SERIES	33	-37%	160	-37%
Others	MCLAREN	GT	4	-75%	29	-63%
Others	MORGAN	PLUS FOUR	9	-74%	178	11%
Others	MORGAN	PLUS SIX	8	-38%	69	15%
Others	SSANGYONG	KORANDO	562	36%	4,319	54%
Others	SSANGYONG	REXTON	214	91%	787	85%
Others	SSANGYONG	TIVOLI	441	8%	2,932	50%
Others	SSANGYONG	XLV	48	586%	320	425%
Renault Group	ALPINE	A110	320	35%	1,592	76%
Renault Group	DACIA	DUSTER	19,039	27%	73,293	1%
Renault Group	DACIA	JOGGER	9,355	new	21,345	new
Renault Group	DACIA	LODGY	1,020	-62%	6,247	-37%
Renault Group	DACIA	LOGAN	1,292	-8%	6,606	31%
Renault Group	DACIA	SANDERO	24,299	7%	96,793	2%
Renault Group	DACIA	SPRING	3,271	58%	19,690	571%
Renault Group	LADA	4X4/NIVA/TAIGA	27	-78%	762	-1%
Renault Group	MOBILIZE	LIMO	40	new	40	new
Renault Group	RENAULT	ARKANA	9,307	95%	41,796	395%
Renault Group	RENAULT	AUSTRAL	19	new	44	new
Renault Group	RENAULT	CAPTUR	17,556	-13%	71,861	-22%
Renault Group	RENAULT	CLIO	14,546	-35%	69,469	-37%
Renault Group	RENAULT	ESPACE	159	-56%	795	-53%
Renault Group	RENAULT	GRAND SCENIC	872	-55%	7,384	-29%
Renault Group	RENAULT	KADJAR	3,382	-15%	14,319	-34%
Renault Group	RENAULT	KANGOO	1,679	98%	6,888	201%
Renault Group	RENAULT	KOLEOS	686	-39%	2,588	-14%
Renault Group	RENAULT	MASTER	153	-45%	1,094	-18%
Renault Group	RENAULT	MEGANE	8,100	2%	23,753	-41%
Renault Group	RENAULT	SCENIC	114	-63%	806	-51%
Renault Group	RENAULT	TALISMAN	240	-61%	1,985	-43%
Renault Group	RENAULT	TRAFIC	1,971	65%	5,867	75%
Renault Group	RENAULT	TWINGO	5,271	-36%	22,463	-39%
Renault Group	RENAULT	ZOE	4,390	-47%	20,901	-32%
Stellantis	ABARTH	500	1,058	-46%	5,719	-27%
Stellantis	ALFA ROMEO	GIULIA	533	-25%	3,029	1%
Stellantis	ALFA ROMEO	STELVIO	1,610	-8%	8,809	7%
Stellantis	ALFA ROMEO	TONALE	1,205	new	1,242	new
Stellantis	CHRYSLER	PACIFICA	12	71%	56	40%
Stellantis	CITROEN	BERLINGO	1,076	-62%	4,572	-75%
Stellantis	CITROEN	C1	80	-98%	3,531	-84%
Stellantis	CITROEN	C3	10,743	-34%	72,753	-23%
Stellantis	CITROEN	C3 AIRCROSS	7,572	11%	35,758	-12%
Stellantis	CITROEN	C4	5,717	-22%	34,645	13%
Stellantis	CITROEN	C5 AIRCROSS	6,539	7%	21,506	-35%
Stellantis	CITROEN	C5 X	947	new	2,929	new
Stellantis	CITROEN	GRAND C4 SPACETOURER	2,404	37%	8,037	-14%
Stellantis	CITROEN	JUMPER	1,845	-9%	9,295	15%
Stellantis	CITROEN	JUMPY	244	55%	746	-9%
Stellantis	CITROEN	SPACETOURER	348	-60%	2,507	-42%
Stellantis	DODGE	CHALLENGER	32	-38%	140	-35%
Stellantis	DODGE	CHARGER	13	-32%	67	-31%

Group	Make	Model	Jun-22	vs Jun-21	YTD-22	vs YTD-21
Stellantis	DODGE	DURANGO	16	-67%	95	-58%
Stellantis	DS	DS 3 CROSSBACK	1,329	-33%	6,221	-26%
Stellantis	DS	DS 4	1,713	new	7,862	new
Stellantis	DS	DS 7 CROSSBACK	1,923	-39%	10,009	-24%
Stellantis	DS	DS 9	133	-22%	723	110%
Stellantis	FIAT	500	18,442	-5%	79,477	-9%
Stellantis	FIAT	500L	660	-71%	4,978	-54%
Stellantis	FIAT	500X	4,449	-29%	21,560	-39%
Stellantis	FIAT	DOBLO	20	-31%	118	-45%
Stellantis	FIAT	DUCATO	2,192	-58%	16,687	-42%
Stellantis	FIAT	PANDA	9,356	-30%	69,406	-13%
Stellantis	FIAT	TIPO	3,129	-40%	9,447	-57%
Stellantis	FIAT	ULYSSE	62	new	178	new
Stellantis	JEEP	COMPASS	4,501	-32%	27,624	-5%
Stellantis	JEEP	GRAND CHEROKEE	20	-17%	109	-47%
Stellantis	JEEP	RENEGADE	4,993	-19%	24,739	-35%
Stellantis	JEEP	WRANGLER	687	-50%	4,432	11%
Stellantis	LANCIA	YPSILON	3,719	-14%	21,505	-21%
Stellantis	MASERATI	GHIBLI	119	-6%	548	-25%
Stellantis	MASERATI	GRECALE	59	new	59	new
Stellantis	MASERATI	LEVANTE	336	45%	1,401	14%
Stellantis	MASERATI	MC20	20	new	139	new
Stellantis	MASERATI	QUATTROPORTE	16	700%	64	39%
Stellantis	OPEL/VAUXHALL	ASTRA	3,110	-52%	17,586	-45%
Stellantis	OPEL/VAUXHALL	COMBO	541	-56%	3,456	-65%
Stellantis	OPEL/VAUXHALL	CORSA	19,679	-7%	88,217	-18%
Stellantis	OPEL/VAUXHALL	CROSSLAND	8,188	-6%	38,067	-23%
Stellantis	OPEL/VAUXHALL	GRANDLAND	4,944	9%	18,577	-47%
Stellantis	OPEL/VAUXHALL	INSIGNIA	736	-69%	5,733	-41%
Stellantis	OPEL/VAUXHALL	MOKKA	8,174	6%	49,418	103%
Stellantis	OPEL/VAUXHALL	VIVARO	236	8%	1,489	59%
Stellantis	OPEL/VAUXHALL	ZAFIRA	661	-44%	3,976	-36%
Stellantis	PEUGEOT	108	158	-96%	3,893	-82%
Stellantis	PEUGEOT	2008	15,061	-19%	73,371	-31%
Stellantis	PEUGEOT	208	24,488	38%	110,252	-2%
Stellantis	PEUGEOT	3008	10,511	-26%	64,350	-21%
Stellantis	PEUGEOT	301	8	-70%	122	-49%
Stellantis	PEUGEOT	308	12,344	149%	43,854	28%
Stellantis	PEUGEOT	5008	3,765	-38%	21,657	-33%
Stellantis	PEUGEOT	508	1,061	-62%	6,419	-54%
Stellantis	PEUGEOT	BOXER	122	-9%	619	-18%
Stellantis	PEUGEOT	EXPERT	25	-11%	123	-33%
Stellantis	PEUGEOT	RIFTER	911	-60%	5,675	-65%
Stellantis	PEUGEOT	TRAVELLER	278	-71%	2,181	-54%
Subaru	SUBARU	FORESTER	300	-45%	1,972	-33%
Subaru	SUBARU	IMPREZA/WRX	56	60%	273	-6%
Subaru	SUBARU	LEGACY/OUTBACK	440	-48%	2,965	-2%
Subaru	SUBARU	SOLTERRA	70	new	71	new
Subaru	SUBARU	XV	420	-32%	2,665	-25%
Suzuki	SUZUKI	ACROSS	181	-13%	1,103	130%
Suzuki	SUZUKI	IGNIS	1,562	-67%	12,399	-48%
Suzuki	SUZUKI	JIMNY	39	-41%	136	-48%
Suzuki	SUZUKI	S-CROSS	2,810	6%	15,941	21%

*Austria, Belgium, Croatia, Cyprus, Czechia, Denmark, Estonia, France, Germany, Greece, Hungary, Ireland, Italy, Latvia, Lithuania, Luxembourg, Netherlands, Norway, Poland, Portugal, Romania, Slovakia, Slovenia, Spain, Sweden, Switzerland, United Kingdom

JATO Dynamics New Car Registrations Europe-27*

Group	Make	Model	Jun-22	vs Jun-21	YTD-22	vs YTD-21
Suzuki	SUZUKI	SWACE	438	-17%	2,213	50%
Suzuki	SUZUKI	SWIFT	2,539	-66%	15,797	-53%
Suzuki	SUZUKI	VITARA	3,315	-51%	18,071	-41%
Tesla	TESLA	MODEL 3	6,177	-76%	39,897	-40%
Tesla	TESLA	MODEL Y	16,687	new	44,468	new
Toyota	LEXUS	ES	162	-68%	1,885	-26%
Toyota	LEXUS	LC	21	-62%	153	-42%
Toyota	LEXUS	LS	17	240%	70	35%
Toyota	LEXUS	NX	755	-50%	6,271	-11%
Toyota	LEXUS	RX	532	-2%	2,874	-2%
Toyota	LEXUS	UX	890	-64%	6,827	-32%
Toyota	TOYOTA	AYGO	9,741	-14%	26,822	-43%
Toyota	TOYOTA	BZ4X	622	new	685	new
Toyota	TOYOTA	CAMRY	262	-73%	3,233	-26%
Toyota	TOYOTA	C-HR	10,618	-16%	59,484	0%
Toyota	TOYOTA	COROLLA	10,866	-23%	69,271	-5%
Toyota	TOYOTA	GR86	17	new	63	385%
Toyota	TOYOTA	HIGHLANDER	615	26%	3,348	25%
Toyota	TOYOTA	LAND CRUISER PRADO	755	116%	3,111	22%
Toyota	TOYOTA	MIRAI	51	-4%	260	-19%
Toyota	TOYOTA	PRIUS	132	-54%	830	-46%
Toyota	TOYOTA	PROACE	26	-30%	156	3%
Toyota	TOYOTA	PROACE CITY VERSO	626	-58%	5,864	-24%
Toyota	TOYOTA	PROACE VERSO	1,176	11%	6,983	42%
Toyota	TOYOTA	RAV4	7,652	-34%	47,042	-16%
Toyota	TOYOTA	SUPRA	66	-55%	379	-44%
Toyota	TOYOTA	YARIS	15,216	-30%	76,961	-31%
Toyota	TOYOTA	YARIS CROSS	10,132	new	63,918	new
VW Group	AUDI	A1	2,887	-65%	23,273	-39%
VW Group	AUDI	A3	9,988	-24%	52,864	-17%
VW Group	AUDI	A4	3,534	-36%	27,903	-19%
VW Group	AUDI	A5	2,072	-31%	11,790	-23%
VW Group	AUDI	A6	3,181	-50%	20,677	-38%
VW Group	AUDI	A7	281	-45%	2,048	-27%
VW Group	AUDI	A8	149	-57%	1,626	-1%
VW Group	AUDI	E-TRON	2,074	46%	9,705	-2%
VW Group	AUDI	E-TRON GT	745	23%	3,523	90%
VW Group	AUDI	E-TRON SPORTBACK	998	25%	4,987	-9%
VW Group	AUDI	Q2	4,009	-41%	27,412	-19%
VW Group	AUDI	Q3	4,545	-15%	24,712	-11%
VW Group	AUDI	Q3 SPORTBACK	4,740	0%	23,382	-4%
VW Group	AUDI	Q4	1,465	-23%	11,489	430%
VW Group	AUDI	Q4 SPORTBACK	1,124	new	6,435	new
VW Group	AUDI	Q5	3,264	-29%	15,750	-34%
VW Group	AUDI	Q5 SPORTBACK	2,906	36%	12,953	337%
VW Group	AUDI	Q7	769	-41%	5,922	-29%
VW Group	AUDI	Q8	722	-46%	6,315	-21%
VW Group	AUDI	R8	36	-56%	264	-27%
VW Group	AUDI	TT	575	-27%	2,757	-9%
VW Group	BENTLEY	BENTAYGA	113	51%	813	58%
VW Group	BENTLEY	CONTINENTAL	152	62%	886	54%
VW Group	BENTLEY	FLYING SPUR	86	48%	394	67%
VW Group	BUGATTI	CHIRON	11	new	21	425%















Group	Make	Model	Jun-22	vs Jun-21	YTD-22	vs YTD-21
VW Group	CUPRA	ATECA	807	-5%	2,473	-45%
VW Group	CUPRA	BORN	2,821	new	8,238	new
VW Group	CUPRA	FORmentor	9,087	52%	45,682	85%
VW Group	CUPRA	LEON	2,587	42%	6,682	35%
VW Group	LAMBORGHINI	AVENTADOR	57	36%	192	-4%
VW Group	LAMBORGHINI	HURACAN	102	67%	509	42%
VW Group	LAMBORGHINI	URUS	151	51%	824	7%
VW Group	PORSCHE	718	515	-22%	2,622	-18%
VW Group	PORSCHE	911	1,256	-9%	10,284	16%
VW Group	PORSCHE	CAYENNE	842	18%	3,289	-13%
VW Group	PORSCHE	CAYENNE COUPE	1,086	21%	4,594	6%
VW Group	PORSCHE	MACAN	1,755	33%	9,645	33%
VW Group	PORSCHE	PANAMERA	576	19%	2,488	-8%
VW Group	PORSCHE	TAYCAN	1,498	70%	9,060	32%
VW Group	SEAT	ALHAMBRA	722	1%	2,959	-14%
VW Group	SEAT	ARONA	6,556	-43%	37,392	-29%
VW Group	SEAT	ATECA	3,656	-37%	23,270	-35%
VW Group	SEAT	IBIZA	4,957	-45%	26,266	-40%
VW Group	SEAT	LEON	3,058	-64%	23,593	-50%
VW Group	SEAT	TARRACO	1,112	-65%	6,493	-55%
VW Group	SKODA	ENYAQ	5,481	-9%	21,481	53%
VW Group	SKODA	ENYAQ COUPE	16	new	88	new
VW Group	SKODA	FABIA	7,728	-23%	42,946	-13%
VW Group	SKODA	KAMIQ	6,300	-39%	33,684	-32%
VW Group	SKODA	KAROQ	6,870	-17%	33,624	-31%
VW Group	SKODA	KODIAQ	7,092	18%	35,754	-2%
VW Group	SKODA	OCTAVIA	8,254	-39%	45,750	-47%
VW Group	SKODA	SCALA	2,489	-51%	17,514	-21%
VW Group	SKODA	SUPERB	3,644	8%	23,467	-15%
VW Group	VOLKSWAGEN	ARTEON	2,927	0%	11,284	-3%
VW Group	VOLKSWAGEN	CADDY	2,423	-34%	15,119	-14%
VW Group	VOLKSWAGEN	CALIFORNIA	1,032	23%	5,961	17%
VW Group	VOLKSWAGEN	CARAVELLE	216	-51%	1,014	-47%
VW Group	VOLKSWAGEN	CRAFTER	486	53%	1,723	2%
VW Group	VOLKSWAGEN	GOLF	17,575	-36%	88,903	-29%
VW Group	VOLKSWAGEN	ID.3	3,738	-47%	17,203	-44%
VW Group	VOLKSWAGEN	ID.4	4,745	-25%	22,570	-6%
VW Group	VOLKSWAGEN	ID.5	1,292	new	3,006	new
VW Group	VOLKSWAGEN	ID.BUZZ	11	new	26	new
VW Group	VOLKSWAGEN	MULTIVAN	2,643	26%	14,757	34%
VW Group	VOLKSWAGEN	PASSAT	6,419	-37%	35,409	-34%
VW Group	VOLKSWAGEN	POLO	9,401	-50%	57,091	-30%
VW Group	VOLKSWAGEN	SHARAN	555	-25%	2,308	-31%
VW Group	VOLKSWAGEN	T6	824	43%	1,865	-12%
VW Group	VOLKSWAGEN	TAIGO	6,596	new	30,954	new
VW Group	VOLKSWAGEN	T-CROSS	11,227	-28%	57,634	-18%
VW Group	VOLKSWAGEN	TIGUAN	9,651	-48%	48,156	-46%
VW Group	VOLKSWAGEN	TIGUAN ALLSPACE	2,571	6%	14,951	-12%
VW Group	VOLKSWAGEN	TOUAREG	537	-56%	5,094	-40%
VW Group	VOLKSWAGEN	TOURAN	1,822	-44%	8,599	-54%
VW Group	VOLKSWAGEN	TRANSPORTER	1,006	-44%	5,737	-30%
VW Group	VOLKSWAGEN	T-ROC	18,679	-14%	86,164	-19%
VW Group	VOLKSWAGEN	UP	4,398	-39%	22,198	-38%

*Austria, Belgium, Croatia, Cyprus, Czechia, Denmark, Estonia, France, Germany, Greece, Hungary, Ireland, Italy, Latvia, Lithuania, Luxembourg, Netherlands, Norway, Poland, Portugal, Romania, Slovakia, Slovenia, Spain, Sweden, Switzerland, United Kingdom

JATO Dynamics New Car Registrations Europe-27*

Country	Jun-22	vs Jun-21	YTD-22	vs YTD-21
Austria	22,759	-13%	108,607	-19%
Belgium	34,804	-15%	195,327	-16%
Croatia	4,930	-28%	22,868	-12%
Cyprus	851	-5%	4,982	-6%
Czech Rep.	18,760	-17%	99,056	-12%
Denmark	15,007	-27%	74,406	-24%
Estonia	1,931	-24%	10,889	-12%
France	171,055	-14%	771,836	-16%
Germany	224,525	-18%	1,237,997	-11%
Greece	11,092	-20%	54,813	-6%
Hungary	9,503	-16%	57,454	-11%
Ireland	2,153	-22%	65,197	2%
Italy	127,786	-15%	688,547	-23%
Latvia	1,541	11%	7,973	13%
Lithuania	2,499	8%	13,523	8%
Luxembourg	3,587	-20%	21,806	-14%
Netherlands	29,826	-9%	152,203	-6%
Norway	15,136	-27%	69,387	-19%
Poland	39,584	-8%	212,282	-12%
Portugal	15,540	-18%	75,539	-7%
Romania	11,067	-7%	58,709	23%
Slovakia	7,704	-4%	38,901	4%
Slovenia	4,219	-14%	24,859	-16%
Spain	90,723	-8%	414,603	-12%
Sweden	26,106	-28%	144,248	-17%
Switzerland	21,146	-19%	109,452	-12%
UK	140,973	-24%	802,206	-12%
Grand Total	1,054,807	-17%	5,537,670	-14%

OEM	Jun-22	vs Jun-21	YTD-22	vs YTD-21
BMW Group	71,649	-18%	402,235	-14%
Chinese	13,778	93%	60,295	128%
Ford	41,434	-21%	272,595	-15%
Geely	18,527	-38%	138,212	-19%
Honda	5,004	-30%	36,822	13%
Hyundai-Kia	96,853	-8%	535,262	12%
JLR	10,430	-18%	56,324	-37%
Mazda	9,315	-47%	64,460	-19%
Mercedes-Benz	58,169	-2%	323,719	-13%
Mitsubishi	4,744	-38%	28,713	-21%
Nissan Group	20,386	-2%	114,203	-15%
Renault Group	127,124	0%	518,426	-7%
Stellantis	215,001	-16%	1,082,391	-21%
Subaru	1,287	-38%	7,950	-21%
Suzuki	10,885	-52%	65,662	-37%
Tesla	22,881	-11%	84,395	27%
Toyota	70,961	-13%	386,565	-3%
VW Group	252,390	-26%	1,337,255	-20%

Segment	Jun-22	vs Jun-21
 City-car	63,574	-34%
 Subcompact Car	190,326	-19%
 Compact Car	147,244	-23%
 Midsize Car	52,906	-40%
 Executive Car	16,754	-14%
 Luxury Car	3,328	18%
 MPV	18,805	-25%
 Sport Car	7,216	-20%
 Small SUV	199,509	-10%
 Compact SUV	216,274	-12%
 Midsize SUV	79,558	21%
 Large SUV	24,389	-2%
 Luxury SUV	2,476	-14%
 Van	30,602	-20%

	Top 50	Jun-22
1	PEUGEOT 208	24,488
2	DACIA SANDERO	24,299
3	OPEL/VAUXHALL CORSA	19,679
4	FIAT/ABARTH 500	19,500
5	DACIA DUSTER	19,039
6	VOLKSWAGEN T-ROC	18,679
7	VOLKSWAGEN GOLF	17,575
8	RENAULT CAPTUR	17,556
9	TESLA MODEL Y	16,687
10	TOYOTA YARIS	15,216
11	HYUNDAI TUCSON	15,129
12	PEUGEOT 2008	15,061
13	RENAULT CLIO	14,546
14	KIA SPORTAGE	13,606
15	PEUGEOT 308	12,344
16	VOLKSWAGEN T-CROSS	11,227
17	TOYOTA COROLLA	10,866
18	CITROEN C3	10,743
19	TOYOTA C-HR	10,618
20	PEUGEOT 3008	10,511
21	NISSAN QASHQAI	10,429
22	TOYOTA YARIS CROSS	10,132
23	AUDI A3	9,988
24	MINI HATCH	9,744
25	TOYOTA AYGO	9,741
26	FORD KUGA	9,682
27	VOLKSWAGEN TIGUAN	9,651
28	VOLKSWAGEN POLO	9,401
29	FIAT PANDA	9,356
30	DACIA JOGGER	9,355
31	RENAULT ARKANA	9,307
32	HYUNDAI KONA	9,122
33	FORD PUMA	9,105
34	CUPRA FORMENTOR	9,087
35	SKODA OCTAVIA	8,254
36	OPEL/VAUXHALL CROSSLAND	8,188
37	OPEL/VAUHALL MOKKA	8,174
38	RENULT MEGANE	8,100
39	BMW SERIES 3	7,968
40	SKODA FABIA	7,728
41	TOYOTA RAV4	7,652
42	MERCEDES A-CLASS	7,625
43	CITROEN C3 AIRCROSS	7,572
44	BMW X3	7,418
45	BMW X1	7,221
46	SKODA KODIAQ	7,092
47	SKODA KAROQ	6,870
48	VOLKSWAGEN TAIGO	6,596
49	SEAT ARONA	6,556
50	CITROEN C5 AIRCROSS	6,539



	Top 20 BEV	Jun-22
1	TESLA MODEL Y	16,687
2	FIAT 500	7,269
3	TESLA MODEL 3	6,176
4	PEUGEOT 208	5,626
5	SKODA ENYAQ	5,484
6	VOLKSWAGEN ID.4	4,757
7	RENAULT ZOE	4,390
8	VOLKSWAGEN ID.3	3,747
9	HYUNDAI KONA	3,626
10	RENAULT TWINGO	3,558
11	KIA NIRO	3,328
12	DACIA SPRING	3,268
13	RENAULT MEGANE E-TECH	3,256
14	CITROEN C4	3,175
15	OPEL/VAUXHALL CORSA	3,043
16	CUPRA BORN	2,821
17	OPEL/VAUXHALL MOKKA	2,671
18	MG ZS	2,507
19	MINI HATCH	2,412
20	PEUGEOT 2008	2,385



	Top 20 PHEV	Jun-22
1	FORD KUGA	3,952
2	KIA SPORTAGE	2,881
3	CUPRA FORMENTOR	2,833
4	HYUNDAI TUCSON	2,626
5	BMW SERIES 3	2,623
6	BMW X3	2,582
7	JEEP COMPASS	2,382
8	BMW X1	2,231
9	BMW X5	2,160
10	PEUGEOT 3008	2,129
11	MITSUBISHI ECLIPSE CROSS	2,074
12	MG HS	1,953
13	TOYOTA RAV4	1,909
14	MERCEDES GLC	1,899
15	JEEP RENEGADE	1,865
16	CITROEN C5 AIRCROSS	1,864
17	AUDI A3	1,770
18	LYNK & CO 01	1,740
19	MERCEDES GLE	1,615
20	BMW SERIES 5	1,533

*Austria, Belgium, Croatia, Cyprus, Czechia, Denmark, Estonia, France, Germany, Greece, Hungary, Ireland, Italy, Latvia, Lithuania, Luxembourg, Netherlands, Norway, Poland, Portugal, Romania, Slovakia, Slovenia, Spain, Sweden, Switzerland, United Kingdom